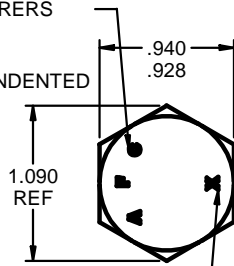
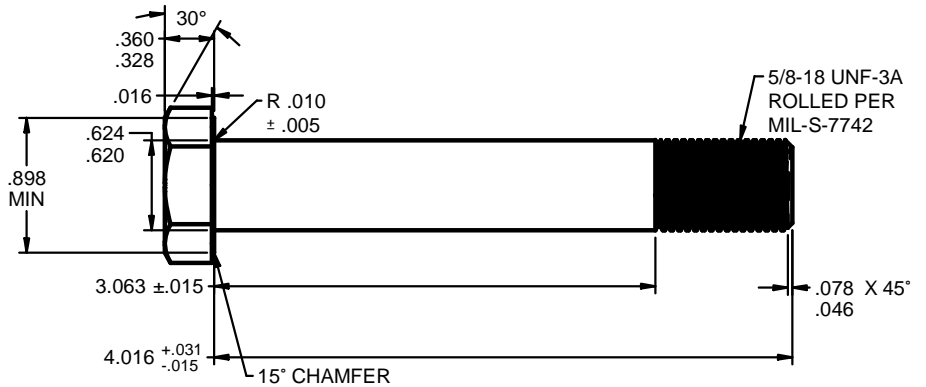


MANUFACTURERS
"AFC" LOGO
.030 MAX
RAISED OR INDENTED




"X" ALLOY STEEL
GRADE MARK



SCALE: 0.75X

DESIGN NOTES: AN10-37A AIRFRAME BOLT

1. LENGTH 4-1/64" (4.016"), GRIP 3-1/16" (3.063"), THREAD 5/8-18 UNF-3A.
2. PROCUREMENT SPECIFICATION NASM6812.
3. MATERIAL ALLOY STEEL PER PROCUREMENT SPECIFICATION.
 UNS G40370 AMS6300 DFAR EXEMPT
 UNS G87400 AMS6322 DFAR APPLIES
 UNS G41400 AMS6382 DFAR APPLIES
 UNS G41300 AMS-S-6758 DFAR APPLIES
4. HEAT TREAT AMS-2759 HRC 26-32.
5. FINISH CADMIUM PLATED PER AMS-QQ-P-416, TYPE 2 (YELLOW), CLASS 2.
6. THREADS 5/8-18 UNF-3A ROLLED PROCESS PER MIL-S-7742.
7. TENSILE 30,100 LBS. [133,891 N] MIN.
8. YIELD 23,080 LBS. [102,665 N] MIN.
9. SINGLE SHEAR 23,000 LBS. [102,309 N] MIN. SHORT LENGTH N/A.



EXAMPLE PART NUMBER

AFC 10-37 C2 CADMIUM TYPE 2 YELLOW PLATING
 AFC 10-37 C1 CADMIUM TYPE 1 PLAIN WHITE PLATING
 AFC 10-37 TDC THERMAL DIFFUSION COATED ASTM A1059

↑ FINISH
 ↑ LENGTH 4.016"
 ↑ BODY SIZE & THREAD .625-18 UNF-3A
 ↑ MANUFACTURER AIRFASCO

UNCONTROLLED

CONFORMS TO: NASM3 THRU NASM20
 PART NUMBER: AN10-37A

DIMENSIONS ARE IN INCHES AND TOLERANCES ARE AS SHOWN BELOW. DIMENSIONAL TOLERANCES AND SYMBOLS PER ANSI Y14.5M-1982	PROPRIETARY PARTS SHOWN IN THIS DRAWING ARE THE SUBJECT OF ISSUED UNITED STATES AND FOREIGN PATENTS AND PATENTS PENDING. UNAUTHORIZED REPRODUCTION AND/OR DISTRIBUTION OF THIS DRAWING IS STRICTLY PROHIBITED.		AIRFASCO.com 2655 HARRISON AVE SW, CANTON, OHIO 44706 USA	
	APPROVALS DRAWN M.B. DATE 2/19/15 CHECKED T.W. DATE 2/19/15 ENG APPR B.E. DATE 2/19/15 MGR APPR D.D. DATE 2/19/15		PART NUMBER: AN10-37A_AFC10-37C2	REV
ANGLES ±5° .XX ±.03" .XXX ±.010" .XXXX ±.001"	SIZE A MATERIAL: 4037 / 8740 OR AS NOTED EST. WEIGHT: .412 / EACH LBS. [186.9 g]		SCALE: 0.75X DRAWING NUMBER: AN10-37A_AFC10-37C2 SHEET 1 OF 1	