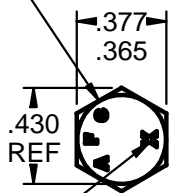



MANUFACTURERS
"AFC" LOGO
.025 MAX
RAISED OR INDENTED



"X" ALLOY STEEL
GRADE MARK



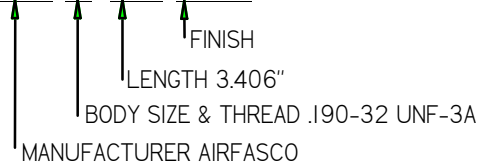
SCALE: 1.25X

DESIGN NOTES: AN3-33A AIRFRAME BOLT

1. LENGTH 3-13/32" (3.406"), GRIP 3" (3.000"), THREAD 10-32 UNF-3A.
2. PROCUREMENT SPECIFICATION NASM6812.
3. PREFERRED MATERIAL ALLOY STEEL PER PROCUREMENT SPECIFICATION.
UNS G40370 AMS6300 DFAR EXEMPT
UNS G87400 AMS6322 DFAR APPLIES
UNS G41400 AMS6382 DFAR APPLIES
UNS G41300 AMS-S-6758 DFAR APPLIES
4. HEAT TREAT AMS-2759 HRC 26-32.
5. FINISH CADMIUM PLATED PER AMS-QQ-P-416, TYPE 2 (YELLOW), CLASS 2.
6. THREADS 10-32 UNF-3A ROLLED PROCESS PER MIL-S-7742.
7. TENSILE 2,210 LBS. [9,830 N] MIN.
8. YIELD 1,690 LBS. [7,517 N] MIN.
9. SINGLE SHEAR 2,125 LBS. [9,415 N] MIN. SHORT LENGTH N/A.

EXAMPLE PART NUMBER

AFC 3-33 C2 CADMIUM TYPE 2 YELLOW PLATING
AFC 3-33 C1 CADMIUM TYPE 1 PLAIN WHITE PLATING
AFC 3-33 TDC THERMAL DIFFUSION COATED ASTM A1059



ACTUAL SIZE

UNCONTROLLED

CONFORMS TO: NASM3 THRU NASM20
PART NUMBER: AN3-33A

DIMENSIONS ARE IN INCHES AND TOLERANCES ARE AS SHOWN BELOW. DIMENSIONAL TOLERANCES AND SYMBOLS PER ANSI Y14.5M-1982	PROPRIETARY PARTS SHOWN IN THIS DRAWING ARE THE SUBJECT OF ISSUED UNITED STATES AND FOREIGN PATENTS AND PATENTS PENDING. UNAUTHORIZED REPRODUCTION AND/OR DISTRIBUTION OF THIS DRAWING IS STRICTLY PROHIBITED.			AIRFASCO.com	
	APPROVALS			2655 HARRISON AVE SW, CANTON, OHIO 44706 USA	
ANGLES ±5°	DRAWN C.D.	DATE 6/10/13	PART NUMBER: AN3-33A_AFC3-33C2		REV
.XX ±.03"	CHECKED T.W.	6/10/13	SIZE A	MATERIAL: 4037 / 8740 OR AS NOTED	EST. WEIGHT: .029 / EACH LBS. [13.4 g]
.XXX ±.010"	ENG APPR B.E.	6/10/13	SCALE: 1.25X		DRAWING NUMBER: AN3-33A_AFC3-33C2
.XXXX ±.001"	MGR APPR D.D.	6/10/13	SHEET 1 OF 1		