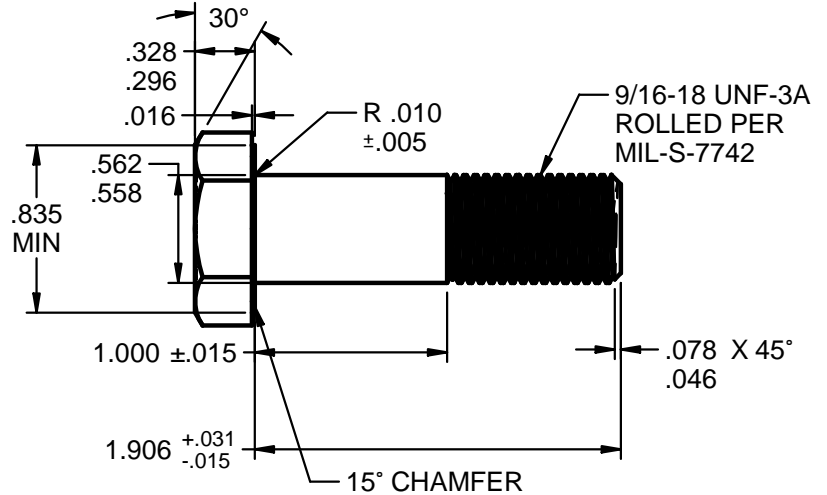
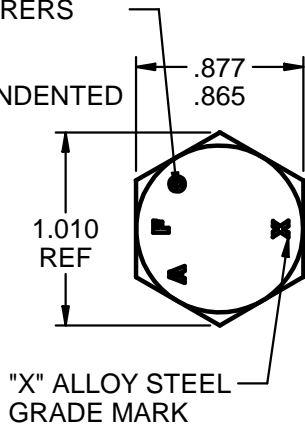


MANUFACTURERS

"AFC" LOGO
.025 MAX
RAISED OR INDENTED



SCALE: 1.0X


DESIGN NOTES: AN9-16A AIRFRAME BOLT

1. LENGTH 1-29/32" (1.906"), GRIP 1" (1.000"), THREAD 9/16-18 UNF-3A.
2. PROCUREMENT SPECIFICATION NASM6812.
3. MATERIAL ALLOY STEEL PER PROCUREMENT SPECIFICATION.
UNS G40370 AMS6300 DFAR EXEMPT
UNS G87400 AMS6322 DFAR APPLIES
UNS G41400 AMS6382 DFAR APPLIES
UNS G41300 AMS-S-6758 DFAR APPLIES
4. HEAT TREAT AMS-2759 HRC 26-32.
5. FINISH CADMIUM PLATED PER AMS-QQ-P-416, TYPE 2 (YELLOW), CLASS 2.
6. THREADS 9/16-18 UNF-3A ROLLED PROCESS PER MIL-S-7742.
7. TENSILE 23,600 LBS. [104,978 N] MIN.
8. YIELD 18,100 LBS. [80,512 N] MIN.
9. SINGLE SHEAR 18,700 LBS. [83,181 N] MIN. SHORT LENGTH N/A.

EXAMPLE PART NUMBER

AFC 9-16 C2- CADMIUM TYPE 2 YELLOW PLATING
 AFC 9-16 C1- CADMIUM TYPE 1 PLAIN WHITE PLATING
 AFC 9-16 TDC- THERMAL DIFFUSION COATED ASTM A1059

↑ FINISH
 ↑ LENGTH 1.906"
 ↑ BODY SIZE & THREAD .563-18 UNF-3A
 ↑ MANUFACTURER AIRFASCO



ACTUAL SIZE

UNCONTROLLED

CONFORMS TO: NASM3 THRU NASM20
PART NUMBER: AN9-16A

DIMENSIONS ARE IN INCHES AND TOLERANCES ARE AS SHOWN BELOW. DIMENSIONAL TOLERANCES AND SYMBOLS PER ANSI Y14.5M-1982	PROPRIETARY PARTS SHOWN IN THIS DRAWING ARE THE SUBJECT OF ISSUED UNITED STATES AND FOREIGN PATENTS AND PATENTS PENDING. UNAUTHORIZED REPRODUCTION AND/OR DISTRIBUTION OF THIS DRAWING IS STRICTLY PROHIBITED.		AIRFASCO.com 2655 HARRISON AVE SW, CANTON, OHIO 44706 USA	
	APPROVALS DRAWN M.B. DATE 11/17/14 CHECKED T.W. DATE 11/17/14 ENG APPR B.E. DATE 11/17/14 MGR APPR D.D. DATE 11/17/14		PART NUMBER: AN9-16A_AFC9-16C2	REV
ANGLES ±5° .XX ±.03" .XXX ±.010" .XXXX ±.001"			SIZE A MATERIAL: 4037 / 8740 OR AS NOTED SCALE: 1.0X DRAWING NUMBER: AN9-16A_AFC9-16C2	EST. WEIGHT: .189 / EACH LBS. [86.0 g] SHEET 1 OF 1